


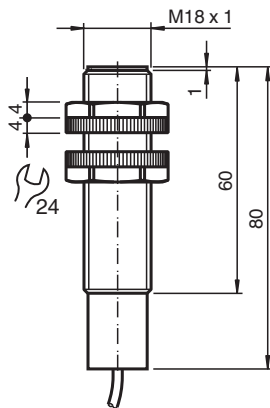
# Capacitive sensor

## CJ2-18GK-N

■ 2 mm non-flush



### Dimensions



### Technical Data

#### General specifications

Switching function		Normally open (NO)
Output type		NAMUR
Rated operating distance	$s_n$	2 mm
Installation		non-flush
Assured operating distance	$s_a$	0 ... 1.44 mm
Output type		2-wire

#### Nominal ratings

Installation conditions		
A		15 mm
B		30 mm
C		20 mm
F		120 mm
Nominal voltage	$U_o$	8.2 V ( $R_i$ approx. 1 k $\Omega$ )
Operating voltage	$U_B$	7 ... 12 V
Switching frequency	f	0 ... 1 Hz
Current consumption		

Release date: 2022-07-15 Date of issue: 2022-07-15 Filename: 70135021\_eng.pdf

Refer to "General Notes Relating to Pepperl+Fuchs Product Information".

Pepperl+Fuchs Group  
www.pepperl-fuchs.com

USA: +1 330 486 0001  
fa-info@us.pepperl-fuchs.com

Germany: +49 621 776 1111  
fa-info@de.pepperl-fuchs.com

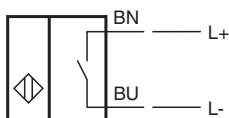
Singapore: +65 6779 9091  
fa-info@sg.pepperl-fuchs.com

PEPPERL+FUCHS

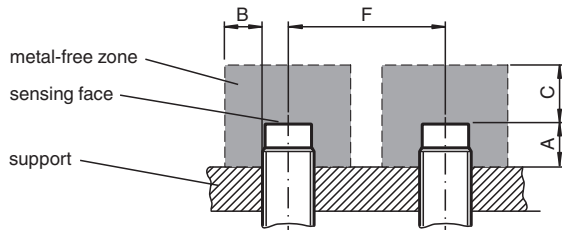
## Technical Data

Measuring plate not detected	≤ 1 mA
Measuring plate detected	≥ 2.4 mA
<b>Functional safety related parameters</b>	
MTTF <sub>d</sub>	5030 a
Mission Time (T <sub>M</sub> )	20 a
Diagnostic Coverage (DC)	0 %
<b>Compliance with standards and directives</b>	
Standard conformity	
NAMUR	EN 60947-5-6:2000 IEC 60947-5-6:1999
Standards	EN 60947-5-2:2007 EN 60947-5-2/A1:2012 IEC 60947-5-2:2007 IEC 60947-5-2 AMD 1:2012
<b>Approvals and certificates</b>	
IECEX approval	
Equipment protection level Ga	IECEX TUN 20.0014X
Equipment protection level Gb	IECEX TUN 20.0014X
Equipment protection level Da	IECEX TUN 20.0014X
ATEX approval	
Equipment protection level Ga	TÜV 03 ATEX 2003 X
Equipment protection level Gb	TÜV 03 ATEX 2003 X
Equipment protection level Da	TÜV 03 ATEX 2003 X
FM approval	
Control drawing	116-0165
UL approval	cULus Listed, General Purpose
<b>Ambient conditions</b>	
Ambient temperature	-25 ... 70 °C (-13 ... 158 °F)
<b>Mechanical specifications</b>	
Connection type	cable
Housing material	PBT
Sensing face	PBT
Degree of protection	IP68
Cable	
Cable diameter	6 mm ± 0.2 mm
Bending radius	> 10 x cable diameter
Material	PVC
Core cross section	0.75 mm <sup>2</sup>
Length	L 2 m
<b>General information</b>	
Use in the hazardous area	see instruction manuals

## Connection



**Installation**



**Accessories**

	<p><b>BF 18</b></p>	<p>Mounting flange, 18 mm</p>
---	---------------------	-------------------------------

Release date: 2022-07-15 Date of issue: 2022-07-15 Filename: 70135021\_eng.pdf